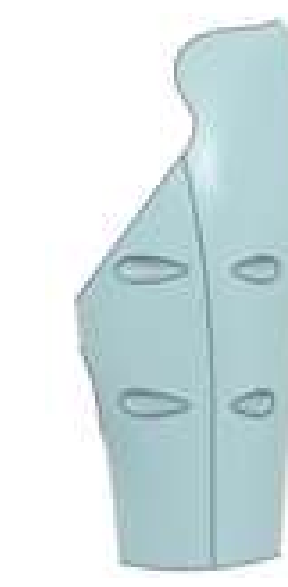


Utilizing Digital Technology to Develop a Workflow for Creating Personalized and Accessible Prosthetic Covers

Developing Personalized and Accessible Prosthetic Covers with Digital Technology

DESIGN CONSIDERATIONS

LEG SHAPE



Ankle shape, muscle shape and leg height must be similar

FIT



Prosthetic must fit within cover

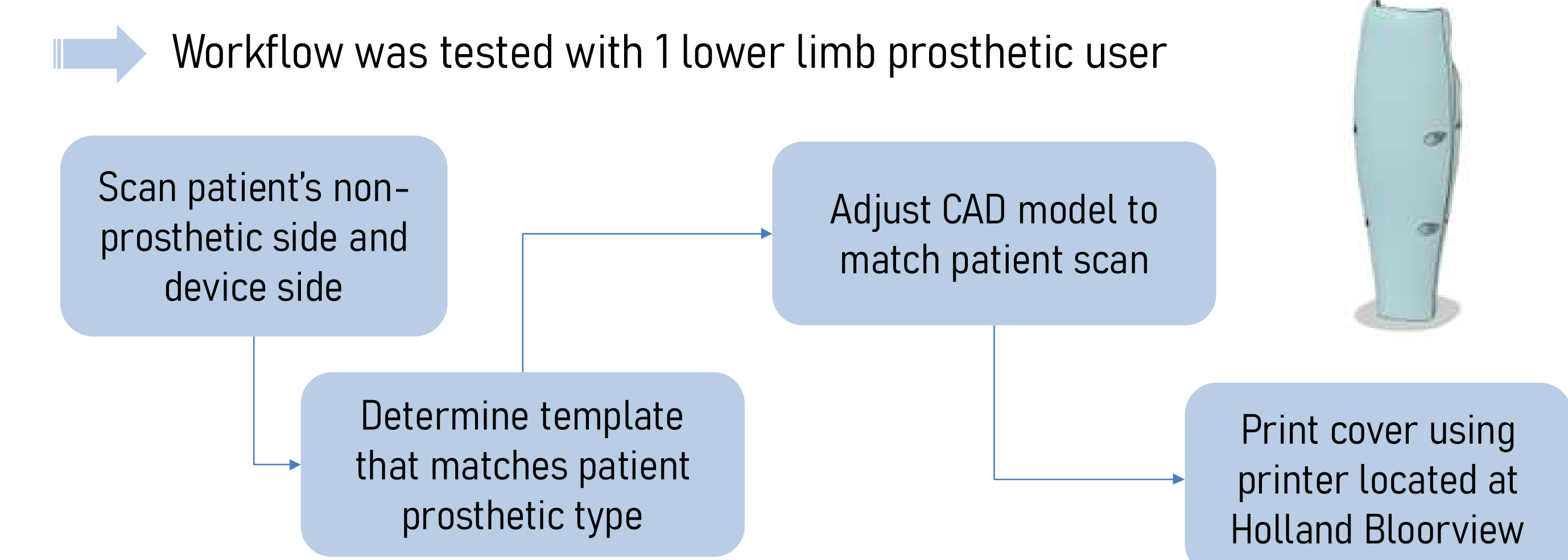
CONNECTION METHOD



Connection must be secure to prevent separation

RESULTS AND DISCUSSION

FINAL WORKFLOW:



TESTING AND FEEDBACK:



NEXT STEPS:

Assess workflow compatibility with other prosthetic device types

IMPACT

By bringing this process in-house, the Holland Bloorview O+P department can:

- Provide clients with enhanced customization and personalization for their prosthetic cover
- Provide clients with an affordable alternative to external manufacturers

ACKNOWLEDGEMENTS

I would like to thank the PROPEL Lab and the Holland Bloorview Orthotics and Prosthetics Department for their support and guidance in this project.

Sivakumar, K.^{1,2}, Sivasambu H.¹, Hussaini, A.¹, Andrysek J.^{1,3}

1. Bloorview Research Institute, Holland Bloorview Kids Rehabilitation Hospital

2. Mechanical Engineering, McMaster University

3. Institute of Biomedical Engineering, University of Toronto

BACKGROUND

Prosthetic covers aesthetically enhance prosthetics, providing individual customization to the leg



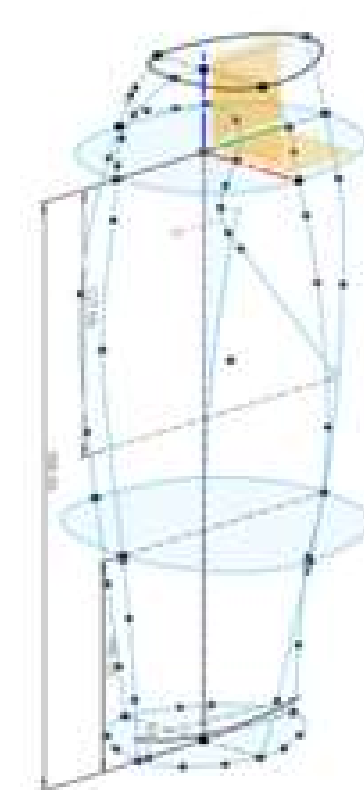
CHALLENGES FACED BY CLIENTS:

- High costs
- Chipping/Cracking
- Slow design process from external manufacturers

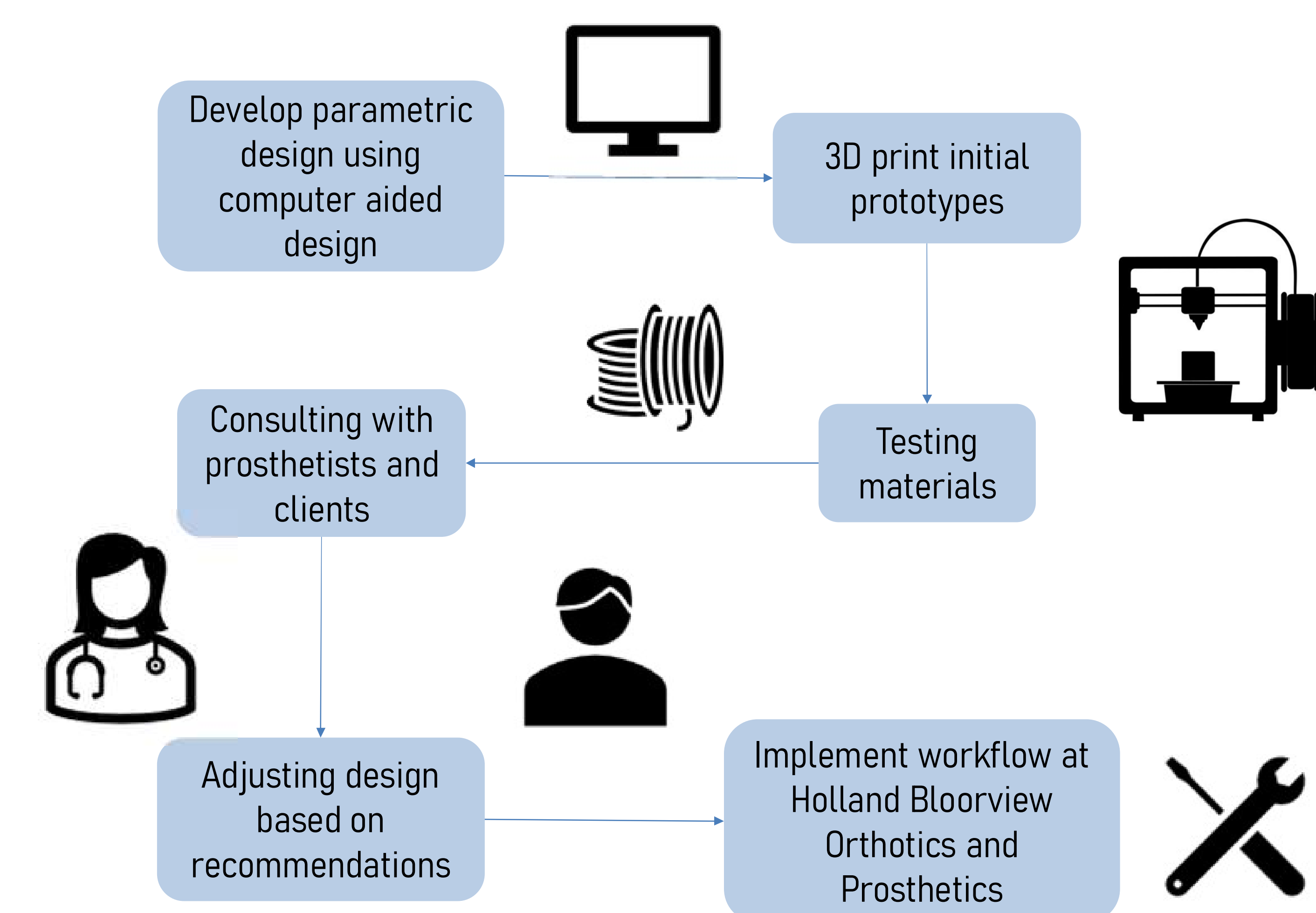
OBJECTIVE

CREATE A WORKFLOW THAT:

- Allows for design and shape personalization
- Enables prosthetists to create designs quickly
- Is cost effective in comparison to external manufacturers



METHODS



Bloorview
RESEARCH INSTITUTE